

A man and a woman are standing in a modern, brightly lit elevator. The man, on the right, has a beard and is wearing a dark blue quilted vest over a grey long-sleeved shirt. He is smiling and looking at the woman. The woman, on the left, has her hair in a ponytail and is also wearing a dark blue quilted vest over a grey top. She is smiling back at him. They are both holding a large, brown cardboard box. The elevator interior has a sleek, metallic finish with recessed circular lights. On the right side of the elevator, there is a control panel with a digital display showing the number "2" and "1000".

A NEW LEASE ON LIFE FOR YOUR BUILDING

KONE HydroMod™ DX

A NEW ERA OF ELEVATOR EXPERIENCE

A hydraulic elevator installed in the 1970s or 80s may be in need of a major modernization.

Mechanical wear or a worn-out pump or valve block can mean that your hydraulic elevator is frequently out of order. This is not only inconvenient for building residents, it also increases maintenance costs.

If your elevator has some of these issues, the KONE HydroMod™ DX can provide significant improvements. Its reliable operation reduces repair and maintenance costs. Its new hydraulic machinery can considerably improve safety. A new electrification system reduces energy consumption and improves safety. A modern elevator provides a smooth, quiet ride, and it meets the latest safety and accessibility codes.

KEY SPECIFICATIONS



API ready



Connected



Various capacity options



Max. speed
1.0 m/s



Max. travel
22 m



Max. floors
12



Max. persons
33



Max. group size
6

1

Get connected for smooth people flow

With connectivity and KONE application programming interfaces (APIs) you can make your elevator smarter and more desirable with new people flow solutions and value-adding services from KONE and our partners. By upgrading an existing elevator you can both optimize people flow and operational efficiency and make sure your property is ready to take advantage of future smart-building technologies.

2

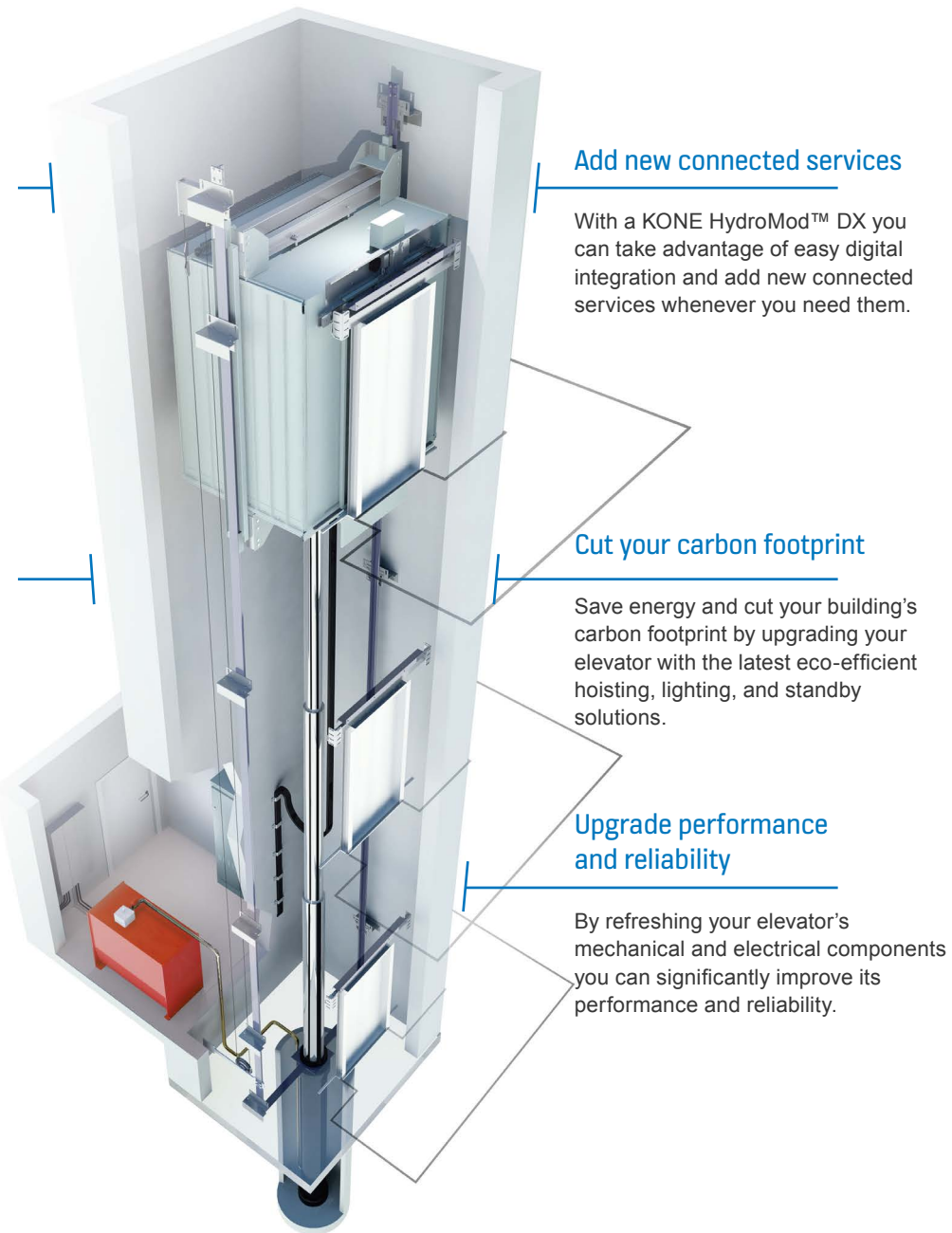
Redefine the user experience

With real-time information for passengers, an engaging multisensory user experience, and other smart building applications, you can redefine elevator rides in your building and improve everyday convenience with enhanced accessibility and equipment availability.

3

Plan for success with KONE as your partner

As your experienced partner for smarter buildings, we can help you manage your property more efficiently with valuable insights into end-user behavior that can be used to continuously optimize people flow and improve the user experience.



FUTURE- PROOF YOUR BUILDING WITH CONNECTIVITY

We have added connectivity to make the KONE HydrMod™ DX solution smarter to optimize people flow and enable increased operational efficiency.

Connected people flow means your elevator solution never stands still, it's easy to upgrade – evolving with your building, adding value, and increasing the attractiveness of the property to prospective tenants.

To bring you peace of mind in the digital world, cybersecurity and privacy are designed into our digital services and connections. Monitoring our digital environments around the clock helps us take proper care of them for you now and in the future.



A SMOOTHER RIDE IS A SAFER RIDE

KONE HydroMod™ DX features the latest generation of elevator control technology together the latest generation of hydraulic power units. This combination ensures the highest possible levels of ride comfort regardless of car loads or operational temperatures. Operational noise is also reduced thanks to modern drive technology, this in turn adds benefits to those who are located adjacent to the elevator machine room.



Increasing safety

KONE HydroMod™ DX delivers further benefits in the area of passenger safety; increase accuracy of elevator floor levelling can prevent accidents that can often occur when the elevator does not stop level with the landing floor. The modernized components comply with EN81-20 code and additional safety protection is incorporated into the offering as standard to prevent uncontrolled car movement in the unlikely event of sudden pressure loss.

Saving energy

A new elevator control system and power unit can reduce electricity consumption significantly. You can gain further energy saving with eco-efficient LED lighting and standby systems that switch off the car lighting and ventilation fans when the elevator is not in use.

Faster installation

KONE HydroMod™ DX uses technology that is capable of “self-learning” the existing elevator characteristics this can reduce the final commissioning of the elevator by up to 70%. The installation is completed by KONE professionals, who ensure that the project is done efficiently, on time, on budget and with the minimal disturbance to occupants of the building.

THE EASY WAY TO UPGRADE THE USER EXPERIENCE OF YOUR BUILDING'S ELEVATOR

KONE HydroMod™ DX enhances the user experience with real-time information on-the-go, an exciting, multisensory ride-experience and other smart building applications, it makes everyday convenient by improving accessibility and availability.

A range of signalization options and fully customizable digital information solutions can bring a new lease of life to your building.



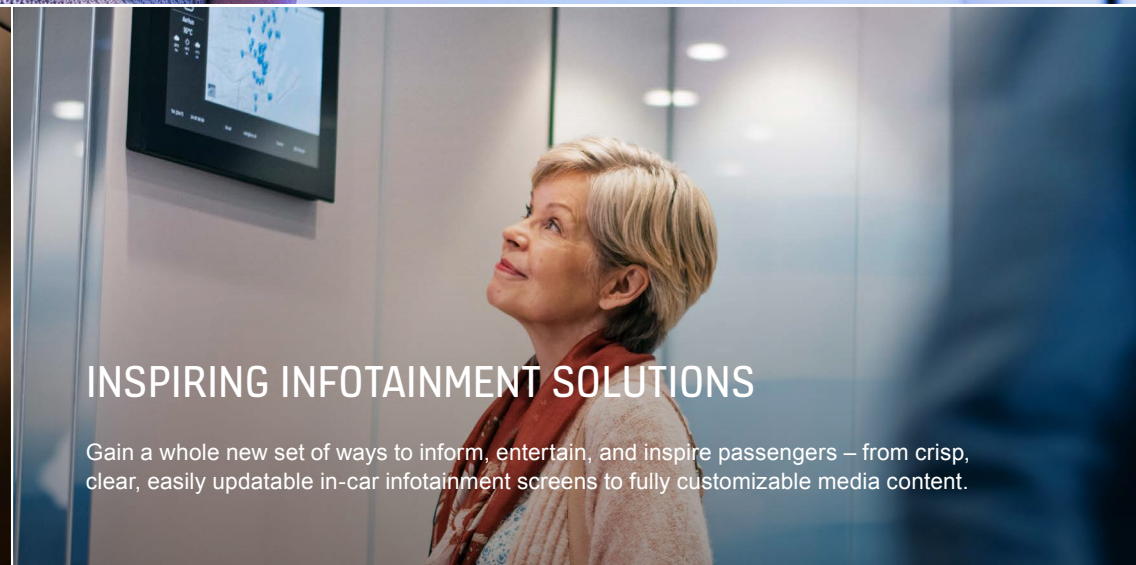
MODERN, USER-FRIENDLY SIGNALIZATION

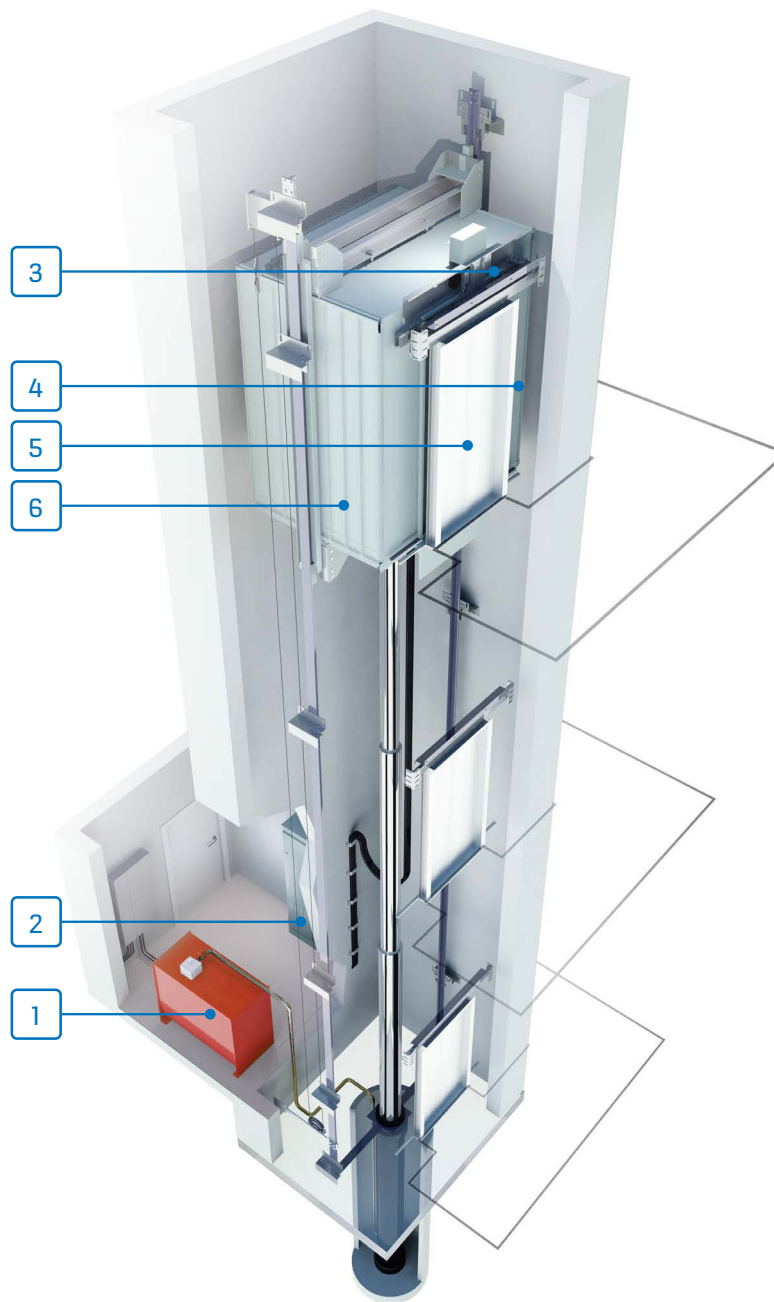
Put passengers in control by replacing your elevator's signalization with a modern and intuitive modular solution.



INSPIRING INFOTAINMENT SOLUTIONS

Gain a whole new set of ways to inform, entertain, and inspire passengers – from crisp, clear, easily updatable in-car infotainment screens to fully customizable media content.





KONE HYDROMOD™ DX INCLUDES:

- 1 KONE Hydraulic Power Unit
- 2 KONE electrification system
- 3 Signalization
- 4 Landing doors (optional)
- 5 Elevator car door (optional)
- 6 Elevator car interior (optional)



PLAN FOR SUCCESS WITH KONE AS YOUR PARTNER

Continuously optimize people flow and improve the user experience in your building with the assistance of an experienced partner. We can help you make your building smarter and more efficient with valuable insights based on a holistic view of end-user behavior and people flow.

We work with an ecosystem of partners to provide new services and solutions, and through our People Flow Planning and Consulting service we can ensure that everyone is able to move smoothly and safely around your building. We can also help you make better investment planning decisions based on solid data, and provide sustainable technologies, materials, and services that contribute to credits and certifications for green-building accreditation schemes.

UPGRADE WITHOUT THE HASSLE

On time and on budget, with no surprises and no unexpected costs – that's our promise. We take care of everything, from planning the project to updating your elevator. We'll also provide technical and safety information and training when we hand it over to you, as well as provide support with any third-party inspections required. We can also make sure your elevator operates reliably and safely for its entire lifespan with a customized KONE Care™ preventive maintenance package.

FOUR EASY STEPS TO AN UPGRADED ELEVATOR



1 Fact-finding

- We'll carry out a detailed site survey to learn more about what kinds of upgrades would be best for your elevator and building.
- As part of this process we'll talk to the key stakeholders to find out what they want to get out of the project.



2 Recommendation and estimate

- You'll get a clear recommendation about what to upgrade based on your needs and our expert opinion.
- We'll provide a detailed schedule and cost breakdown so you know what to budget and how long the project will take.



3 Execution

- Once the project is under way a KONE project manager will be responsible for quality checks and supervision throughout the process.
- We'll keep everyone fully informed about the schedule and progress of the work via KONE InfoMod information boards in the lobby.



4 Ongoing maintenance and care

- We can create a tailored KONE Care™ maintenance plan for your equipment to keep it running safely and smoothly.
- With KONE 24/7 Connected Services we can monitor your equipment around the clock and take proactive action to prevent potential problems from causing a breakdown.

KONE provides innovative and eco-efficient solutions for elevators, escalators, automatic building doors and the systems that integrate them with today's intelligent buildings.

We support our customers every step of the way; from design, manufacturing and installation to maintenance and modernization. KONE is a global leader in helping our customers manage the smooth flow of people and goods throughout their buildings.

Our commitment to customers is present in all KONE solutions. This makes us a reliable partner throughout the life cycle of the building. We challenge the conventional wisdom of the industry. We are fast, flexible, and we have a well-deserved reputation as a technology leader, with such innovations as KONE MonoSpace® DX, KONE NanoSpace™ and KONE UltraRope®.

KONE employs close to 57,000 dedicated experts to serve you globally and locally.

KONE CORPORATION

Corporate offices

Keilasatama 3
P.O. Box 7
FI-02151 Espoo
Finland
Tel. +358 (0)204 751

www.kone.com

This publication is for general informational purposes only and we reserve the right at any time to alter the product design and specifications. No statement in this publication shall be construed as a warranty or condition, express or implied, as to any product, its fitness for any particular purpose, merchantability, quality or representation of the terms of any purchase agreement. Minor differences between printed and actual colors may exist. KONE MonoSpace® DX, KONE EcoDisc®, KONE Care® and People Flow® are registered trademarks of KONE Corporation. Copyright © 2020 KONE Corporation.